

「 182mm mono TOPCon half-cell, high-efficiency bifacial module 」

430-450W 0-5W Positive Tolerance



MBB&SMBB Half-cut Cell Technology

New circuit design, lower internal current, and lower Rs loss.



High Power Density

A new generation of monocrystalline products with reduced resistive losses for greater power output.



Mechanical Properties

An aluminum frame in special design for better mechanical properties and more efficient installation.



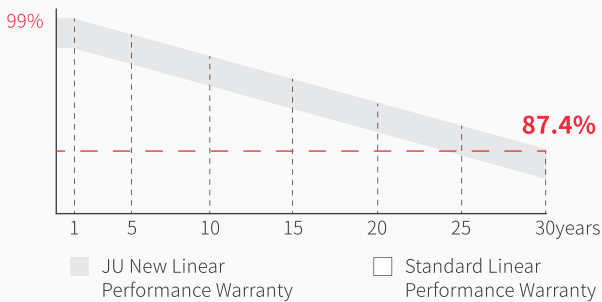
Excellent Weather Resistance

The solar modules can meet the IEC standard requirements with strong resistant to risks such as salt spray, ammonia gas, dust, snail marks and electric potential induced attenuation.



4 Times 100% EL Detection

Guarantee no micro cracks




12years Material & process Warranty

30years Linear Performance Warranty

1% Linear Power Degradation in the First Year

0.4% Linear Power Degradation Every Year

PRODUCT QUALITY SYSTEM & CERTIFICATION



ELECTRICAL PROPERTIES

JU-182T-54HBG 108PCS

STC : irradiance, 1000W/m²; cell temperature, 25°C; spectral range, AM1.5

NOCT : irradiance, 800 W/m²; ambient temperature, 20 °C; spectral range, AM1.5; wind speed, 1m/s

	STC	NOCT	STC	NOCT	STC	NOCT	STC	NOCT	STC	NOCT
Max power - P _{mp} (W)	430	328.8	435	332.6	440	336.4	445	340.2	450	344.1
Open-circuit voltage - V _{oc} (V)	34.87	33.20	35.08	33.40	35.29	33.60	35.50	33.80	35.71	33.90
Short-circuit current - I _{sc} (A)	15.69	12.65	15.77	12.72	15.85	12.78	15.93	12.84	16.01	12.91
Max operating voltage - V _{mp} (V)	28.61	27.30	28.79	27.50	28.97	27.70	29.14	27.80	29.32	28.00
Max operating current - I _{mp} (A)	15.03	12.04	15.11	12.10	15.19	12.16	15.27	12.23	15.35	12.29
Module conversion efficiency - η _m	21.5%		21.8%		22%		22.3%		22.5%	

ELECTRICAL PROPERTIES VERSUS POWER GAINS FROM THE REAR (TAKING A IRRADIANCE OF 450W)

	5%	15%	25%
Power gain			
Max power - P _{mp} (W)	472.5	517.5	562.5
Open-circuit voltage - V _{oc} (V)	35.70	35.70	35.80
Short-circuit current - I _{sc} (A)	16.81	18.41	20.01
Max operating voltage - V _{mp} (V)	29.30	29.30	29.40
Max operating current - I _{mp} (A)	16.12	17.65	19.19
Bifaciality	80±5%		

ABSOLUTE RATING

Power tolerance (W)	(0, +5)
Mechanical load	Front5400Pa/Back2400Pa
Max system voltage (V)	1500
Max series fuse rating (A)	25
Operating temperature	-40~+85°C

MECHANICAL PROPERTIES

Module dimensions(L*W*H)	1722 x 1134 x 30mm
Weight	24.9kg
Cell quantity	108PCS
Cell model	N-type TOPCon Monocrystalline182 x 91mm
Glass	2.0mm AR, High Transmission, semi-tempered glass
Frame	Anodized aluminium alloy
Junction box	IP68 Rated
Output line	4.0mm ² , wire length 300mm
Connector	MC4 Compatible

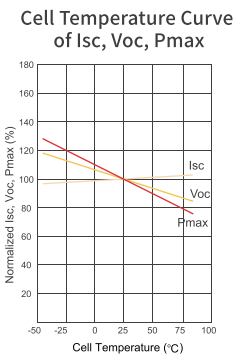
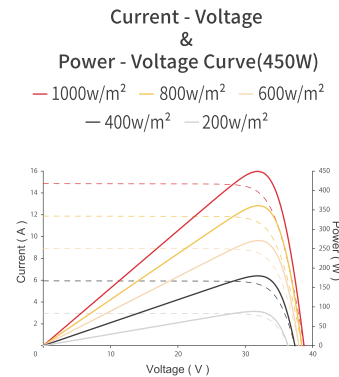
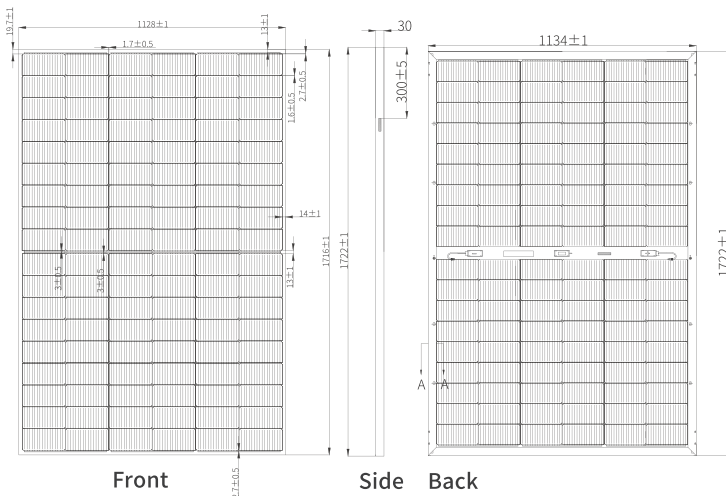
TEMPERATURE CHARACTERISTIC

Temperature coefficient (P _{max})	-0.29% / °C
Temperature coefficient (V _{oc})	-0.25% / °C
Temperature coefficient (I _{sc})	+0.046% / °C
NMOT	42±2°C

PACKAGING

Container	40HQ
PCS / Pallet	36
PCS / Container	936

PRODUCT ASSEMBLY DRAWING(mm)



www.jinenusolar.com



jingyou@jinenusolar.com



0086-400-888-3165

20GW ODM|OEM Solar Customization