

「 210 mono TOPCon half-cell, high-efficiency bifacial module 」

625-645W 0-5W Positive Tolerance



MBB&SMBB Half-cut Cell Technology

New circuit design, lower internal current, and lower Rs loss.



High Power Density

A new generation of monocrystalline products with reduced resistive losses for greater power output.



Mechanical Properties

An aluminum frame in special design for better mechanical properties and more efficient installation.



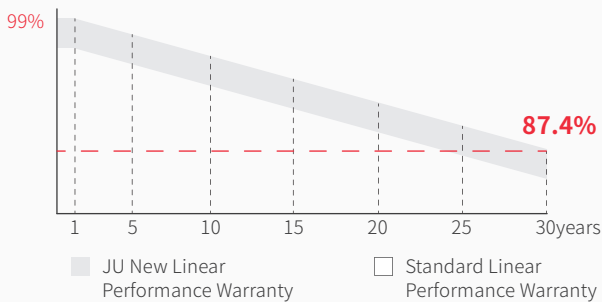
Excellent Weather Resistance

The solar modules can meet the IEC standard requirements with strong resistant to risks such as salt spray, ammonia gas, dust, snail marks and electric potential induced attenuation.



4 Times 100% EL Detection

Guarantee no micro cracks




12years Material & process Warranty

30years Linear Performance Warranty

1% Linear Power Degradation in the First Year

0.4% Linear Power Degradation Every Year

PRODUCT QUALITY SYSTEM & CERTIFICATION



ELECTRICAL PROPERTIES

JU-210T-60HBG

120PCS

STC : irradiance, 1000W/m²; cell temperature, 25°C; spectral range, AM1.5

NOCT: irradiance, 800 W/m²; ambient temperature, 20 °C; spectral range, AM1.5; wind speed, 1m/s

| | STC | NOCT | STC | NOCT | STC | NOCT | STC | NOCT | STC | NOCT |
|---|--------|-------|--------|-------|--------|-------|--------|-------|--------|-------|
| Maximum power - P _{mp} (W) | 625 | 476 | 630 | 480 | 635 | 484 | 640 | 488 | 645 | 492 |
| Open-circuit voltage - V _{oc} (V) | 43.47 | 41.18 | 43.69 | 41.35 | 43.91 | 41.54 | 44.13 | 41.73 | 44.35 | 41.90 |
| Short-circuit current - I _{sc} (A) | 18.21 | 14.65 | 18.25 | 14.71 | 18.29 | 14.75 | 18.33 | 14.79 | 18.37 | 14.83 |
| Maximum operating voltage - V _{mp} (V) | 36.38 | 34.22 | 36.58 | 34.44 | 36.79 | 34.65 | 37.00 | 34.86 | 37.20 | 35.07 |
| Maximum operating current - I _{mp} (A) | 17.18 | 13.91 | 17.23 | 13.94 | 17.27 | 13.97 | 17.31 | 14.00 | 17.34 | 14.03 |
| Module conversion efficiency - η _m | 22.08% | | 22.26% | | 22.44% | | 22.61% | | 22.79% | |

ELECTRICAL PROPERTIES VERSUS POWER GAINS FROM THE REAR (TAKING A IRRADIANCE OF 630W)

| | | | |
|---|-------|-------|-------|
| Power gain | 5% | 10% | 15% |
| Maximum power - P _{mp} (W) | 662 | 693 | 725 |
| Open-circuit voltage - V _{oc} (V) | 43.69 | 43.69 | 43.69 |
| Short-circuit current - I _{sc} (A) | 19.16 | 20.08 | 20.99 |
| Maximum operating voltage - V _{mp} (V) | 36.58 | 36.58 | 36.58 |
| Maximum operating current - I _{mp} (A) | 18.09 | 18.95 | 19.81 |
| Bifaciality | 80±5% | | |

ABSOLUTE RATING

| | |
|--------------------------------|------------------------|
| Power tolerance (W) | (0, +5) |
| Mechanical load | Front5400Pa/Back2400Pa |
| Maximum system voltage (V) | 1500 |
| Maximum series fuse rating (A) | 30 |
| Operating temperature | -40~+85°C |

MECHANICAL PROPERTIES

| | |
|--------------------------|--|
| Module dimensions(L*W*H) | 2172 x 1303 x 35mm |
| Weight | 35.3kg |
| Cell quantity | 120PCS |
| Cell model | N-type TOPCon Monocrystalline210 x 105mm |
| Glass | 2.0mm AR, High Transmission, Semi-tempered Glass |
| Frame | Anodized aluminium alloy |
| Junction box | IP68 Rated |
| Output line | 4.0mm ² , wire length 300mm |
| Connector | MC4 Compatible |

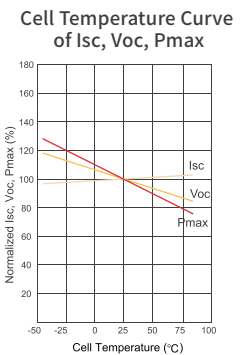
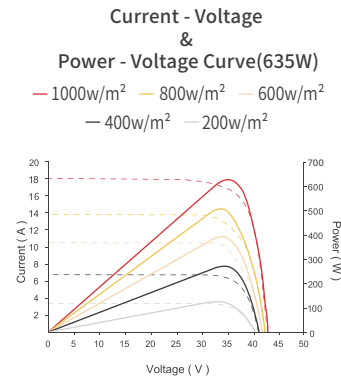
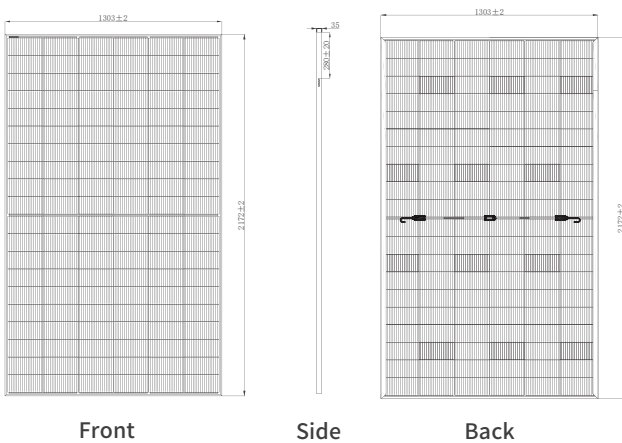
TEMPERATURE CHARACTERISTIC

| | |
|---|-------------|
| Temperature coefficient (P _{max}) | -0.30% / °C |
| Temperature coefficient (V _{oc}) | -0.24% / °C |
| Temperature coefficient (I _{sc}) | +0.04% / °C |
| NMOT | 43±2°C |

PACKAGING

| | |
|-----------------|------|
| Container | 40HQ |
| PCS / Pallet | 31 |
| PCS / Container | 558 |

PRODUCT ASSEMBLY DRAWING(mm)



www.jinenusolar.com



jingyou@jinenusolar.com



0086-400-888-3165

20GW ODM/OEM Solar Customization